

SANSKAR SCHOOL
GRADE-4
Assignment 6
Date: Thursday, 28th October 2021

ENGLISH:

Past Continuous Tense

Video Link: <https://youtu.be/WnjK2HLFdEw>

We use the past continuous tense to talk about things happening in the past.

Read these sentences:

- They **were going** to the mall.
- I **was reading** a book.
- She **was driving** the car.
- Rina **is sleeping**.



Remember:

➤ To form the past continuous tense, we use-

Subject + was/were + verb + ing

- **The bird** + **was** + **flying**. (fly+ing)
- **Children** + **were** + **going**. (go+ing)

Past Continuous Tense		
subject	was/were	verb + ing
I	was	singing
He		playing
She		reading
It	were	going
You		writing
We		
They		

EXERCISE

A. Make proper sentences of past continuous tense. (Class discussion only)





1. fighting / with / was / she / her / brother.

2. were / in / the / birds / flying / sky.
3. they / in / the / were / both / working / company / same.
4. she / sleeping / the / bus / arrived / was / when.
5. yesterday / was / waiting / I / you / for / the / at / bus / stop.

B. Choose the correct answer-

1. Jennie (was counting / were counting) her money.
2. We (were eating / was eating) pizza last evening.
3. I (were washing / was washing) my clothes when my mother came.
4. Ram and Mohan (was cooking / were cooking) rice yesterday.
5. She (was designing / were designing) her clothes.

C. Fill in the blanks with the past continuous form of the verbs given in brackets.

1. Rubina _____ on the phone. (talk) 
2. The birds _____ around the garden. (fly) 
3. I _____ for the bus. (wait) 
4. It _____ all morning. (rain)
5. He _____ a letter to his pen pal. (write)
6. You _____ me about your childhood. (tell)
7. She _____ to school. (run)
8. They _____ under the tree. (sit) 
9. The farmer _____ his land. (plough)
10. We _____ in a row. (stand)

MATHS:

Time

Solve the questions on Time, writing complete steps:

1. How many minutes are there from

- a) 7:20 a.m. to 7:45 a.m.
- b) 6:15 a.m. to 6:57 a.m.
- c) 11:40 a.m. to 12:15 p.m.
- d) 11:55 p.m. and 12:45 a.m.


2. How many hours and minutes are there from

- a) 7:20 a.m. and 9:10 a.m.
- b) 11:15 a.m. to 2:10 p.m.
- c) 9:35 a.m. to 11:30 a.m.
- d) 5:20 p.m. to 9:40 p.m.

3. What will be the time after 4 hours?

- a) 8:35 a.m.
- b) 9:10 p.m.
- c) 10:30 a.m.
- d) 11:50 a.m.

4. On May 1, the Sun rose at 5:05 a.m. and set at 7:45 p.m. For how long could the Sun be seen?



HINDI:

पाठ्य पुस्तक में [पृष्ठ सं.50-52](#) पर प्रदत्त कविता "[चींटी और कबूतर](#)" को कहानी के रूप में, अपनी दोहरान कार्य पुस्तिका लिखिए ।



UOI:

Formative Assessment 2

VTR- STEP INSIDE

This routine helps learners to explore different perspectives and viewpoints and imagine things, events, problems, or issues differently.

Task: Pretend that you have travelled back in time, approx.35,000 years. Imagine living in a time when they weren't any cities and you had to gather, grow or hunt your own food, build your own home and sew your own clothes.

- Describe in a story form or comic strip, what kind of experiences you are having.
 - Describe any system, tool or technology which you would like to transform according to modern day civilization and why.
 - Draw relevant pictures also.
-

Comic Strip/Book

A comic strip is no different from writing a short story. It is a sequence of images with a small amount of text in each box. This text is normally inside balloons or written as captions. Comic strips are a form of story-telling, which uses drawings or cartoon characters to tell a story.

Go to this link to learn more about comic strip or comic book:

<https://www.imagineforest.com/blog/how-to-create-a-comic-strip/>

Assessment Criteria-Self- Assessment

Conceptual understanding- Identify the need of transformation of a civilization


Co-Constructed Checklist- Checklist will be constructed with the learners during class at the time of the Assessment.

ART:

Cave Painting

Draw and color cave painting.

Video Link: <https://youtu.be/gog75R31cSw>



DANCE:

Watch the video to learn classical dance.

Video Link: <https://youtu.be/GYLVyfjsaW0>

